FEMALE END VIEW

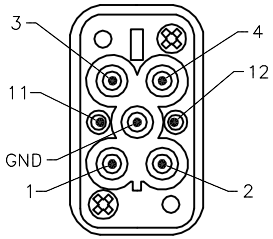

1 = BLACK # 1
2 = BLACK # 2
3 = BLACK # 3
⏚ = GREEN/YELLOW
4 = N/C
11 = N/C
12 = N/C

SPECIFICATIONS

OUTER CABLE JACKET MATERIAL/COLOR	PVC/BLACK
CONDUCTOR INSULATION MATERIAL	PVC/NYLON
NUMBER OF CONDUCTORS [AWG]	4x12 AWG
TEMPERATURE RANGE	−25°C to +90°C (−13°F to +194°F)

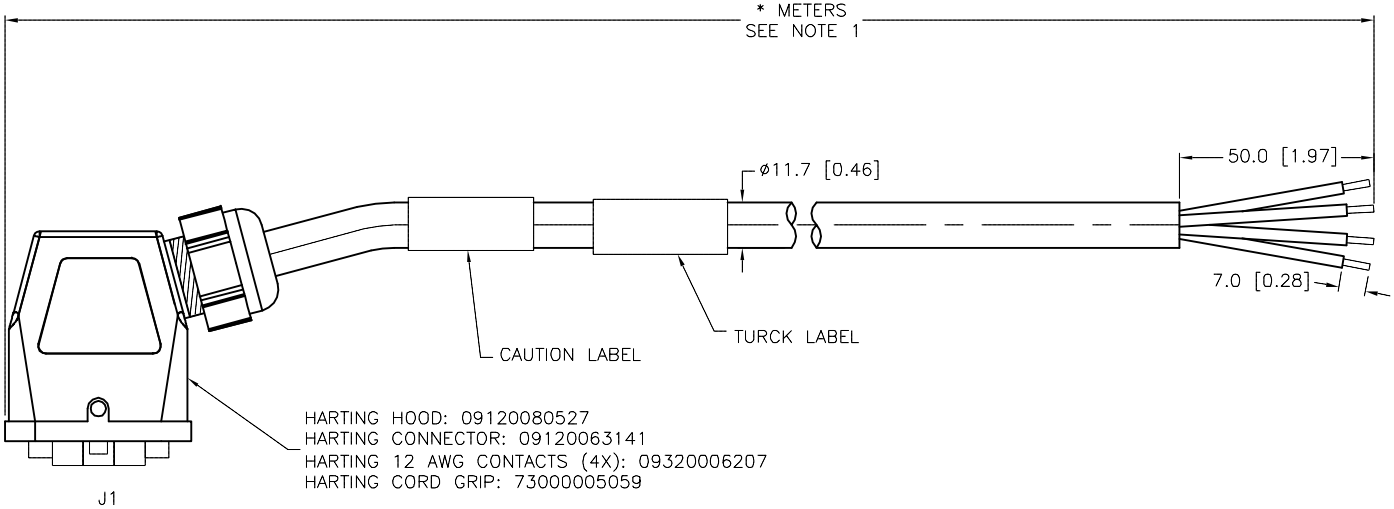



HARTING CONTACT
ROTATED 180 DEGREES
(SEE NOTE 2)

CABLE LENGTH	TOLERANCE *
ALL LENGTHS	+ 4% (OR 50mm) OF LENGTH − 0% (OR 0mm) OF LENGTH WHICHEVER IS GREATER
STRIP LENGTH	**TOLERANCE ***
0−7mm	±0.5mm
8−29mm	±1.0mm
30−49mm	±2.0mm
50−69mm	±3.0mm
70−100mm	±4.0mm
OVER 100mm	±5.0mm
* UNLESS OTHERWISE SPECIFIED	

CAUTION:
RISK OF ELECTRICAL SHOCK
DO NOT DISCONNECT UNDER LOAD

SOURCE DRAWING - FOR REFERENCE ONLY

NOTES:

1. "*" INDICATES CABLE LENGTH IN METERS. CONTACT TURCK TO ORDER SPECIFIC LENGTHS.

2. "/S3334" DESIGNATES HARTING CONTACT ROTATED 180 DEGREES FROM STANDARD.

RELATED DOCUMENTS
1.
2.
3.
4.

3RD ANGLE PROJECTION

THIS DRAWING IS CONFIDENTIAL AND THE PROPERTY OF TURCK INC. USE OF THIS DOCUMENT WITHOUT WRITTEN PERMISSION IS PROHIBITED.

TURCK

3000 CAMPUS DRIVE
MINNEAPOLIS, MN 55441
1−800−544−7769
(763) 553−7300
(763) 553−0708 fax
www.turck.us

MATERIAL

FINISH

ALL DIMENSIONS DISPLAYED ON THIS DRAWING ARE FOR REFERENCE ONLY

CONTACT TURCK FOR MORE INFORMATION

DRFT	ER	DATE	04/08/20
APVD	D.L.	SCALE	1=2.0

UNIT OF MEASUREMENT
MILLIMETER [INCH]
DO NOT SCALE THIS DRAWING

DESCRIPTION
HANQWP4/2F−2337−*M/S3334

IDENTIFICATION NO.

REV A

FILE: 777044609

SHEET 1 OF 1

REV	DESCRIPTION	BY	DATE	ECO NO.
A	DRAWING RELEASE	RDS	07/20/20	

Approved 07/20/2020, work order #216013 by D.L.